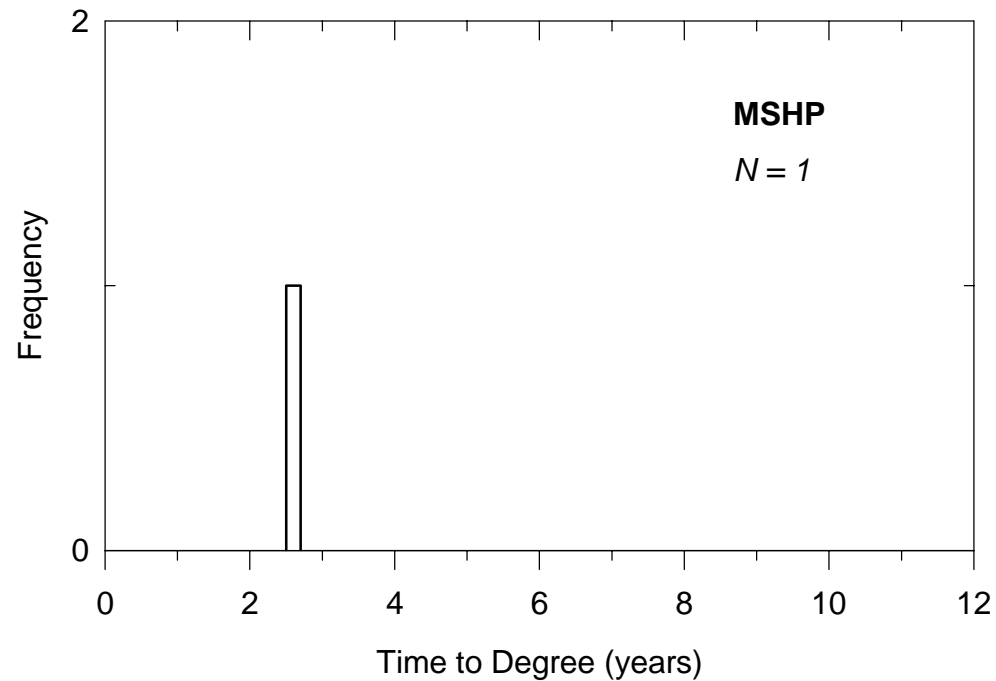


# Radiation Science

## 1997-1998 to 1999-2000

**MSHP:**  
Thesis: N/A  
Non-thesis: 30 credits

<i>Master of Science in Health Physics</i>	1997-1998	1998-1999	1999-2000	1997-2000
<b>Number of Degrees</b>	0	1	0	1
<b>Mean Time to Degree</b>	-	2.60	-	2.60
<b>Median Time to Degree</b>	-	2.60	-	2.60

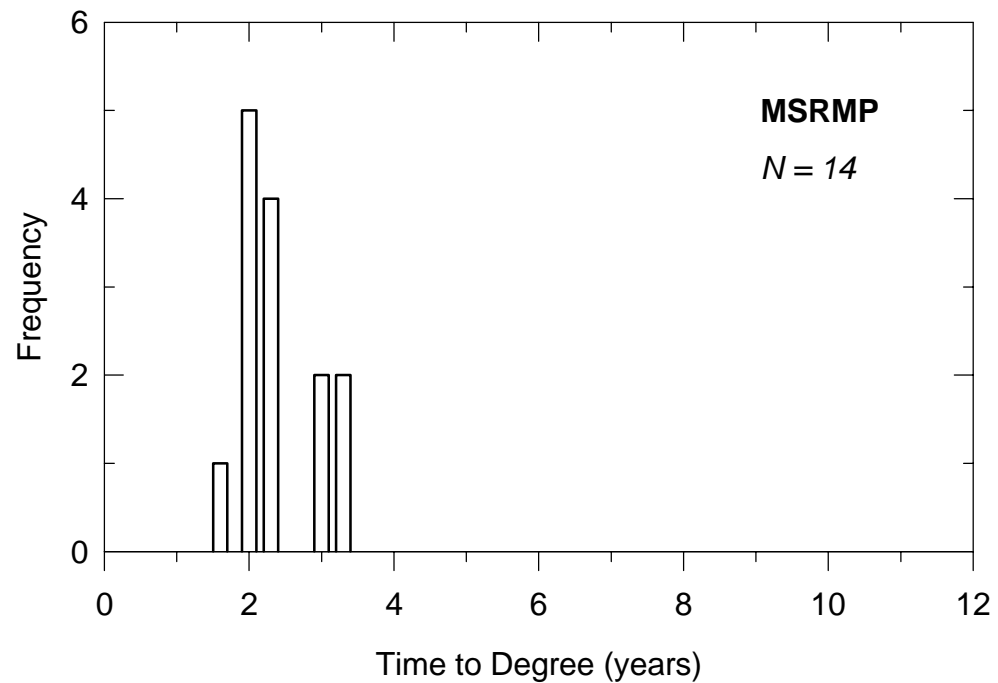


# Radiation Science

## 1997-1998 to 1999-2000

**MSRMP:**  
Thesis: N/A  
Non-thesis: 30 credits

<i>Master of Science in Radiological Medical Physics</i>	1997-1998	1998-1999	1999-2000	1997-2000
<b>Number of Degrees</b>	6	2	6	14
<b>Mean Time to Degree</b>	2.47	2.50	2.27	2.39
<b>Median Time to Degree</b>	2.30	2.50	2.00	2.30



# Rehabilitation Counseling

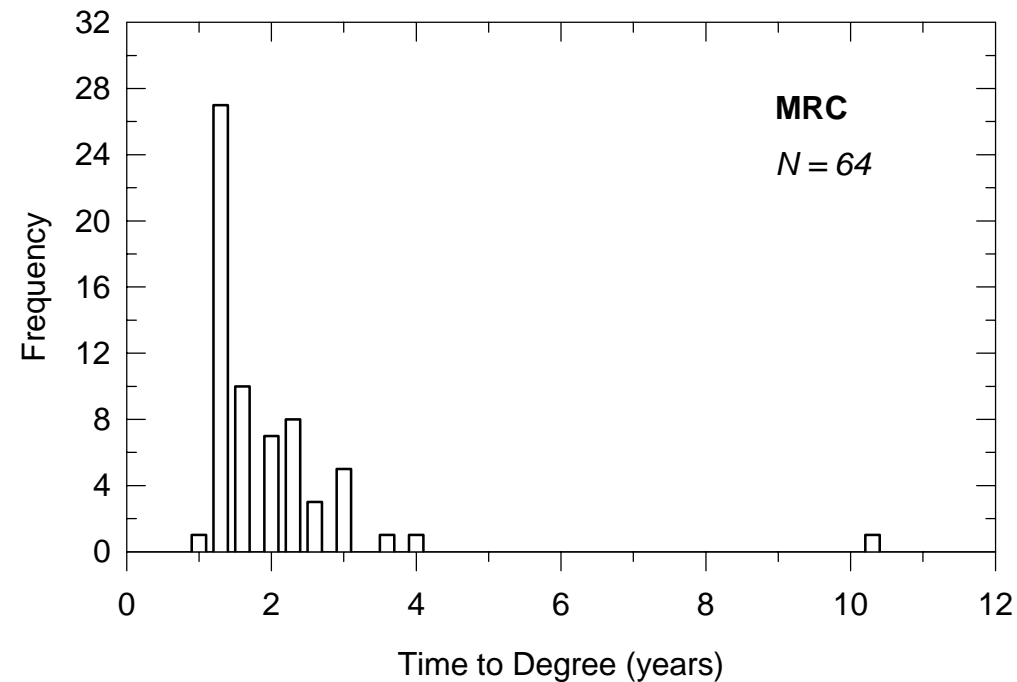
## 1997-1998 to 1999-2000

**MRC:**

Thesis: N/A

Non-thesis: 45 credits

<i>Master of Rehabilitation Counseling</i>	1997-1998	1998-1999	1999-2000	1997-2000
<b>Number of Degrees</b>	23	27	14	64
<b>Mean Time to Degree</b>	1.84	2.20	1.51	1.92
<b>Median Time to Degree</b>	1.60	1.70	1.30	1.60



# Social Work

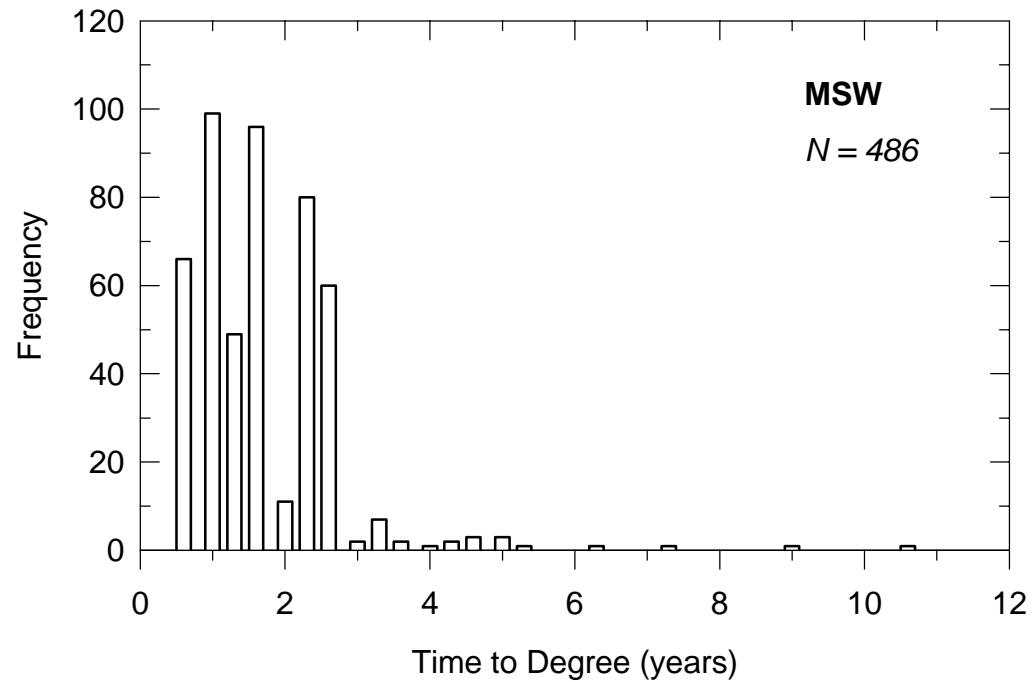
# 1997-1998 to 1999-2000

## MSW:

Thesis: N/A

Non-thesis: 60 credits  
(30 credits with  
Advanced Standing)

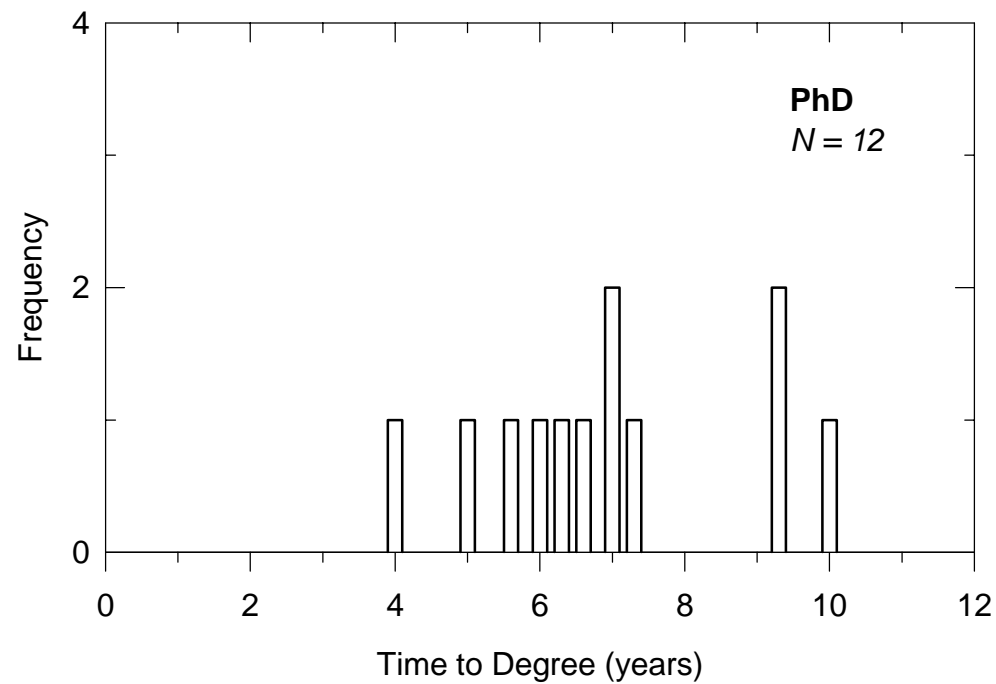
<i>Master of Social Work</i>	1997-1998	1998-1999	1999-2000	1997-2000
<b>Number of Degrees</b>	184	176	126	486
<b>Mean Time to Degree</b>	1.54	1.76	1.90	1.71
<b>Median Time to Degree</b>	1.30	1.60	1.60	1.60



# Sociology

## 1997-1998 to 1999-2000

<i>Doctor of Philosophy</i>	1997-1998	1998-1999	1999-2000	1997-2000
Number of Degrees	1	2	9	12
Mean Time to Degree	9.30	6.30	6.83	6.95
Median Time to Degree	9.30	6.30	7.00	6.80



# Sociology

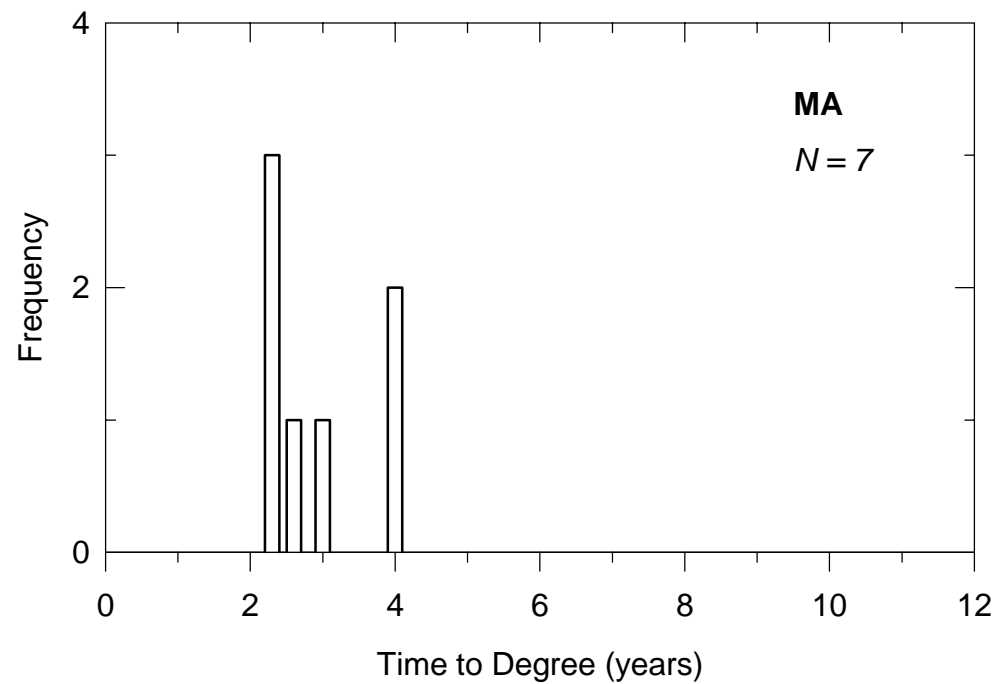
## 1997-1998 to 1999-2000

### MA:

Thesis: 24 credits

Non-thesis: 30 credits

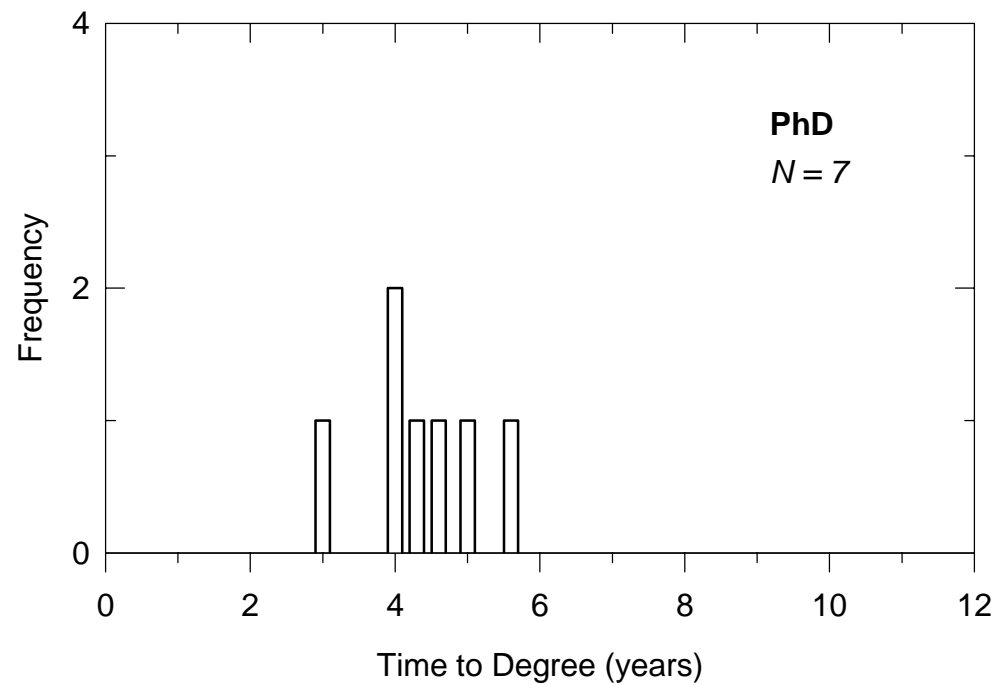
<i>Master of Arts</i>	1997-1998	1998-1999	1999-2000	1997-2000
<b>Number of Degrees</b>	1	3	3	7
<b>Mean Time to Degree</b>	4.00	3.10	2.30	2.89
<b>Median Time to Degree</b>	4.00	2.70	2.30	2.60



# Soil Science

# 1997-1998 to 1999-2000

<i>Doctor of Philosophy</i>	1997-1998	1998-1999	1999-2000	1997-2000
Number of Degrees	4	3	0	7
Mean Time to Degree	4.65	3.77	-	4.27
Median Time to Degree	4.50	3.70	-	4.30

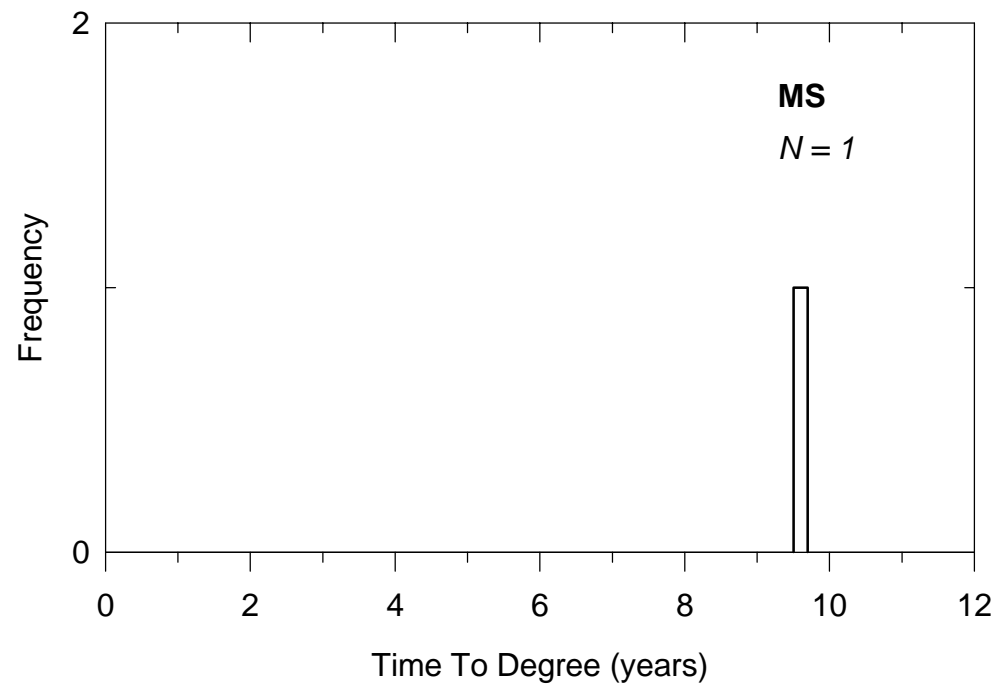


# Soil Science

# 1997-1998 to 1999-2000

**MS:**  
Thesis: N/A  
Non-thesis: 24 credits

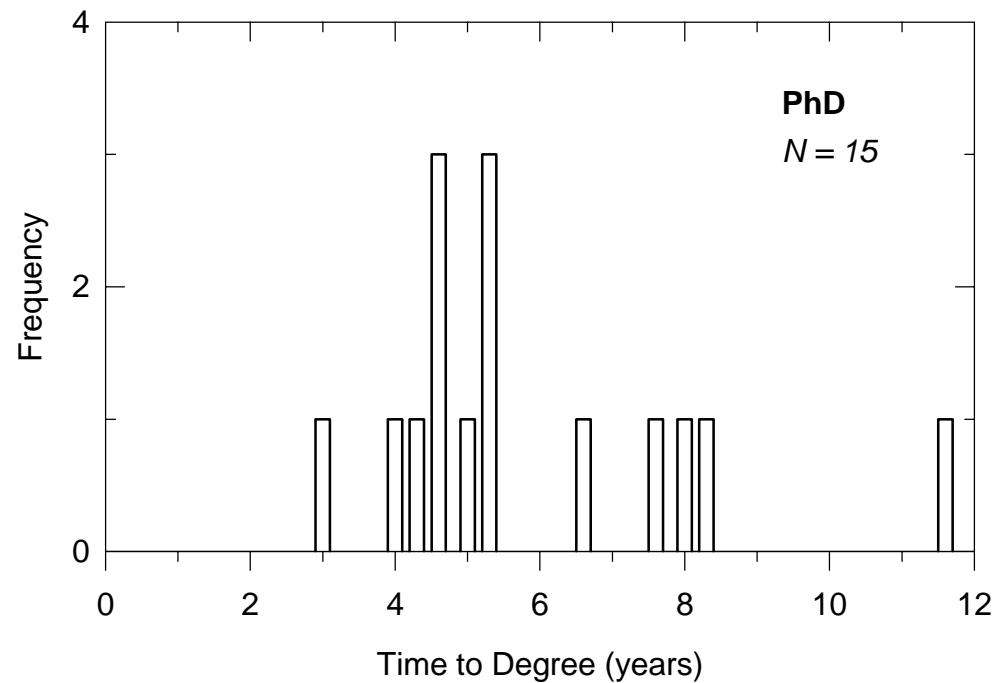
<i>Master of Science</i>	1997-1998	1998-1999	1999-2000	1997-2000
<b>Number of Degrees</b>	1	0	0	1
<b>Mean Time to Degree</b>	9.60	-	-	9.60
<b>Median Time to Degree</b>	9.60	-	-	9.60



# Spanish

## 1997-1998 to 1999-2000

<i>Doctor of Philosophy</i>	1997-1998	1998-1999	1999-2000	1997-2000
<b>Number of Degrees</b>	6	3	6	15
<b>Mean Time to Degree</b>	4.90	7.10	6.18	5.85
<b>Median Time to Degree</b>	4.60	7.70	5.15	5.30

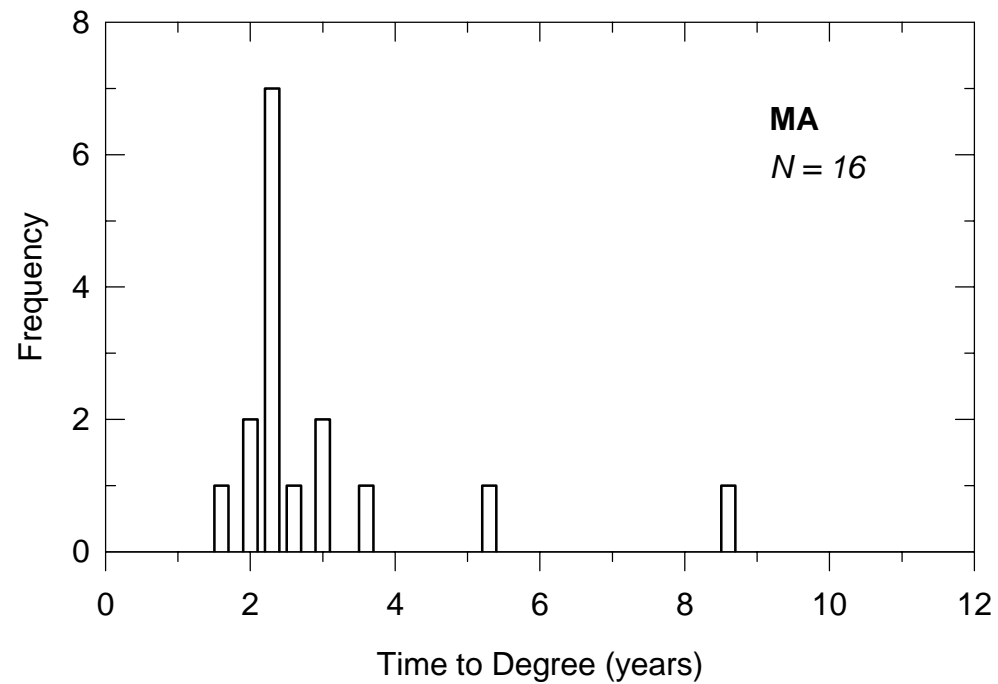


# Spanish

## 1997-1998 to 1999-2000

**MA:**  
Thesis: 24 credits  
Non-thesis: 30 credits

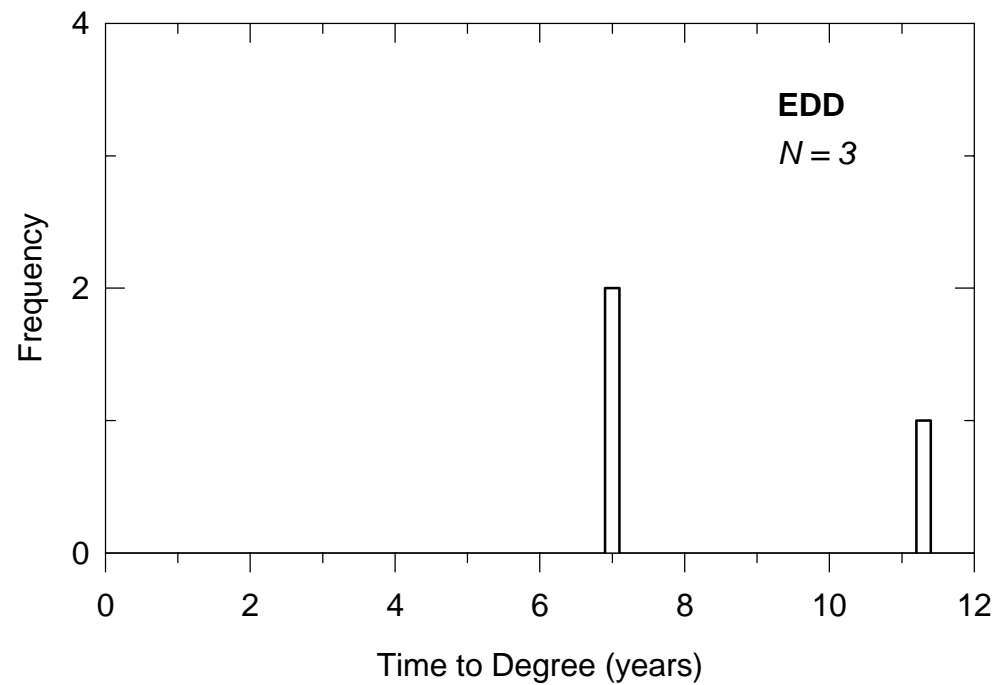
<i>Master of Arts</i>	1997-1998	1998-1999	1999-2000	1997-2000
<b>Number of Degrees</b>	5	6	5	16
<b>Mean Time to Degree</b>	2.64	3.97	2.16	2.99
<b>Median Time to Degree</b>	2.60	2.95	2.30	2.30



# Special Education

## 1997-1998 to 1999-2000

<i>Doctor of Education</i>	1997-1998	1998-1999	1999-2000	1997-2000
Number of Degrees	0	1	2	3
Mean Time to Degree	-	7.00	9.00	8.33
Median Time to Degree	-	7.00	9.00	7.00

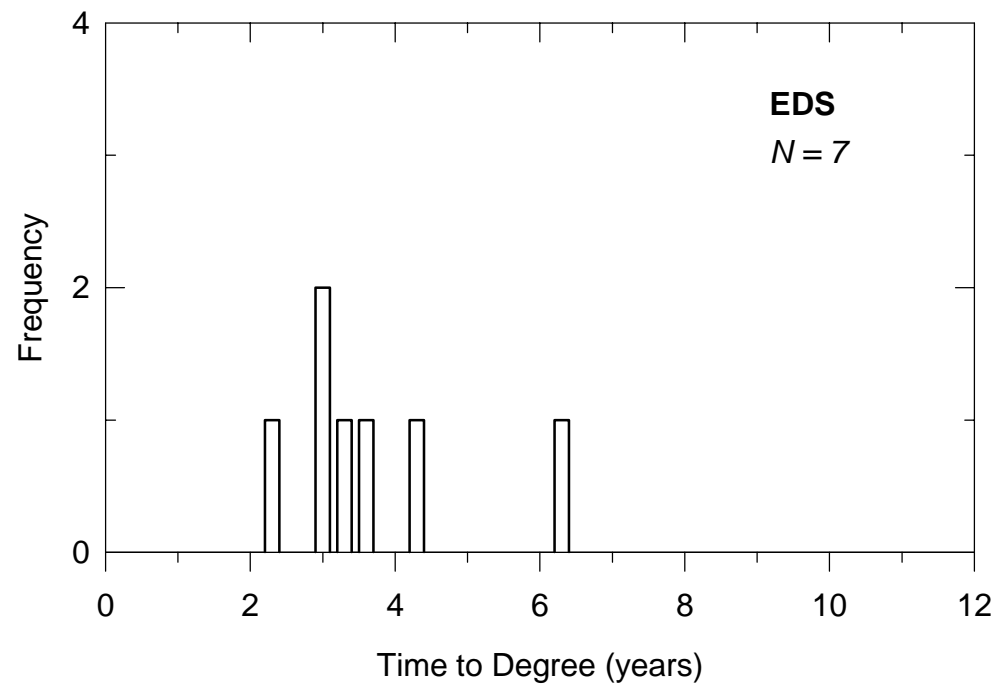


# Special Education

## 1997-1998 to 1999-2000

**EDS:**  
Thesis: N/A  
Non-thesis: 30 credits

<i>Specialist in Education</i>	1997-1998	1998-1999	1999-2000	1997-2000
<b>Number of Degrees</b>	0	3	4	7
<b>Mean Time to Degree</b>	-	4.07	3.40	3.69
<b>Median Time to Degree</b>	-	3.60	3.15	3.30

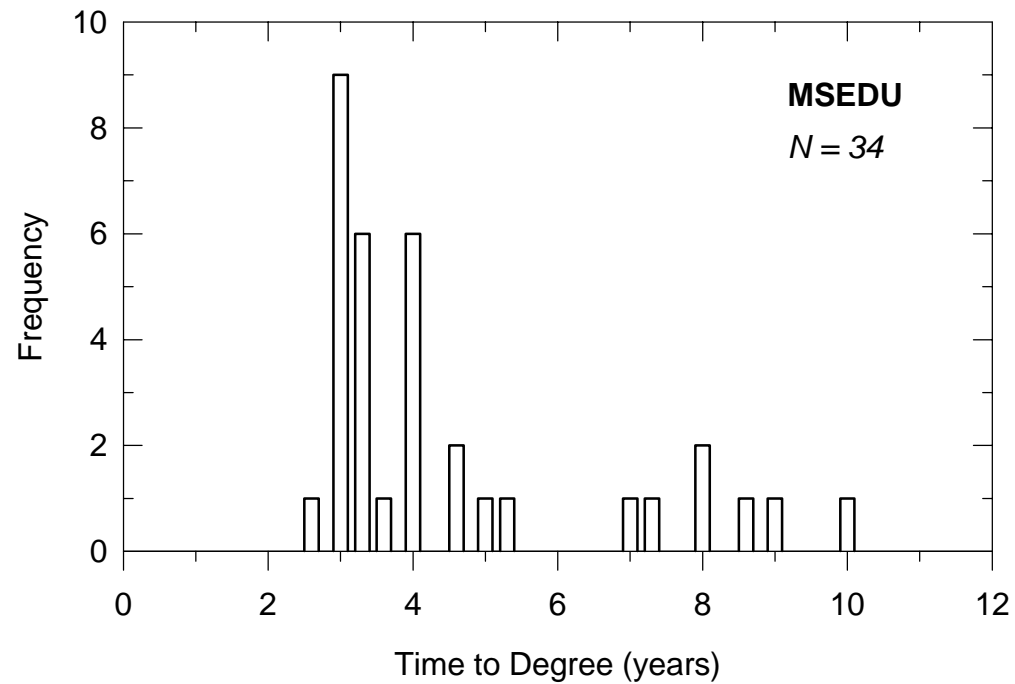


# Special Education

## 1997-1998 to 1999-2000

**MSEDU:**  
Thesis: 36 credits  
Non-thesis: 39 credits

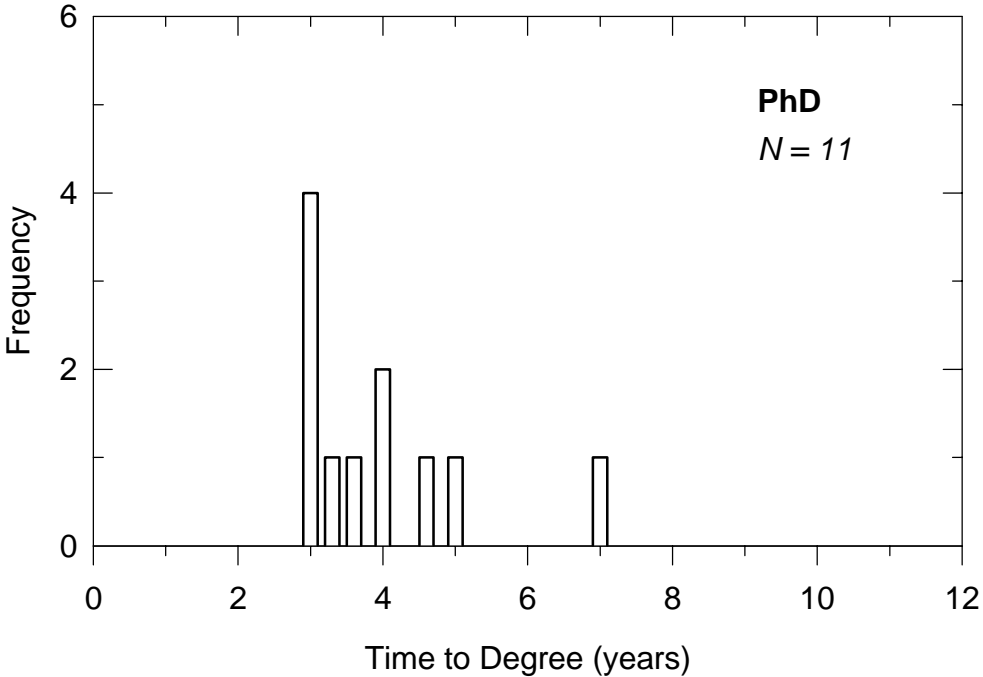
<i>Master of Science in Education</i>	1997-1998	1998-1999	1999-2000	1997-2000
<b>Number of Degrees</b>	12	16	6	34
<b>Mean Time to Degree</b>	4.57	4.44	4.37	4.47
<b>Median Time to Degree</b>	3.65	3.65	3.50	3.65



# Statistics

# 1997-1998 to 1999-2000

<i>Doctor of Philosophy</i>	1997-1998	1998-1999	1999-2000	1997-2000
<b>Number of Degrees</b>	4	4	3	11
<b>Mean Time to Degree</b>	3.08	3.98	4.77	3.86
<b>Median Time to Degree</b>	2.85	3.95	4.00	3.60

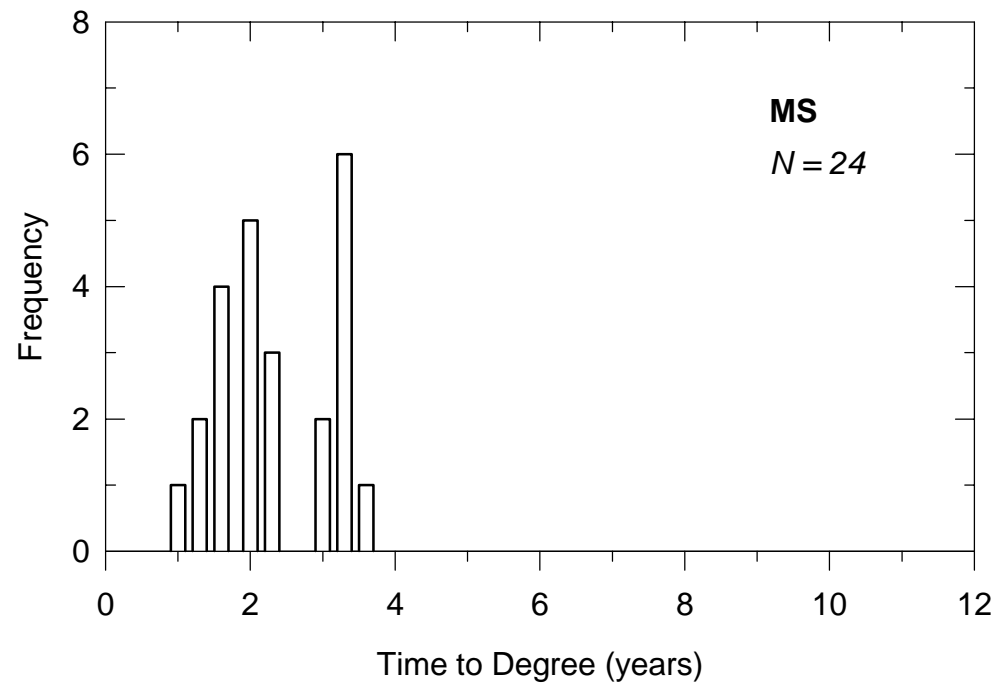


# Statistics

# 1997-1998 to 1999-2000

**MS:**  
Thesis: 29 credits  
Non-thesis: 35 credits

<i>Master of Science</i>	1997-1998	1998-1999	1999-2000	1997-2000
<b>Number of Degrees</b>	5	8	11	24
<b>Mean Time to Degree</b>	2.78	2.50	2.04	2.35
<b>Median Time to Degree</b>	3.00	2.65	2.00	2.15

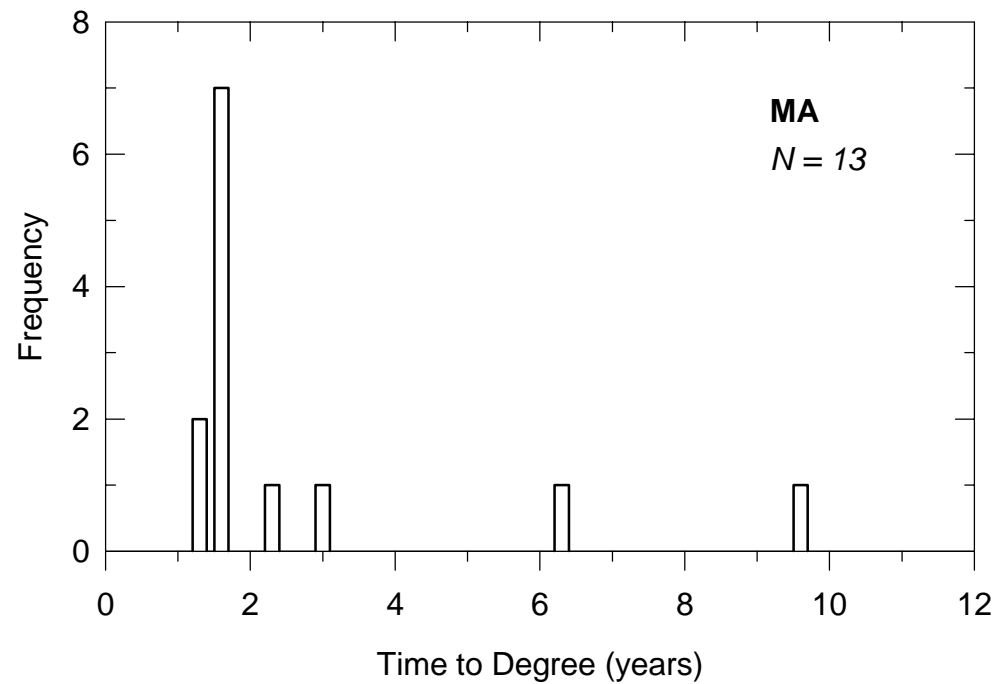


# Theatre Arts

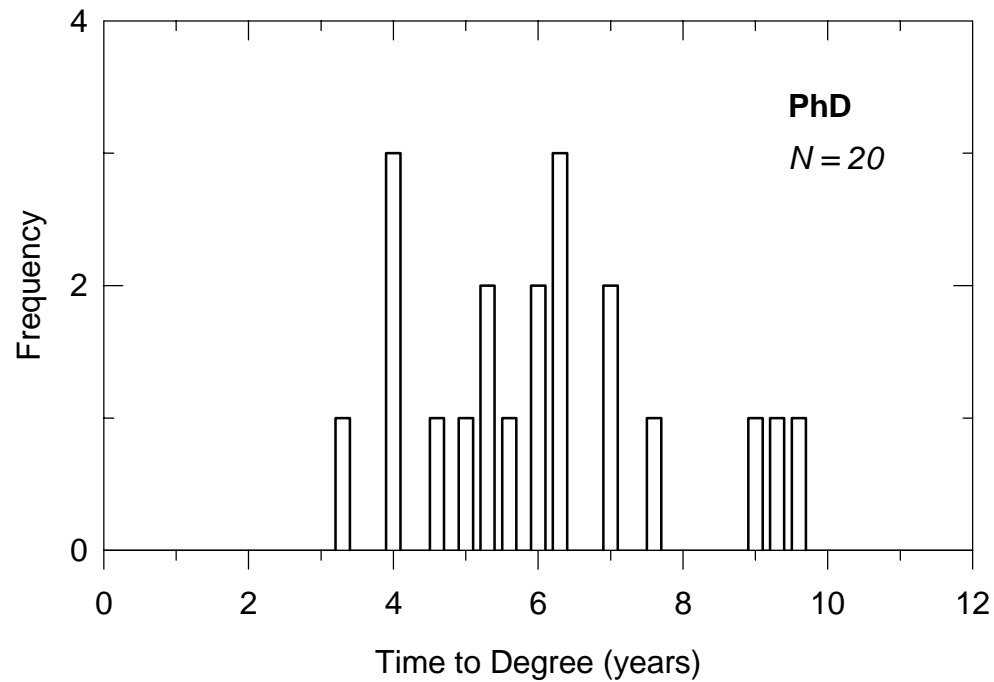
# 1997-1998 to 1999-2000

**MA:**  
Thesis: 30 credits  
Non-thesis: 30 credits

<i>Master of Arts</i>	1997-1998	1998-1999	1999-2000	1997-2000
<b>Number of Degrees</b>	6	3	4	13
<b>Mean Time to Degree</b>	1.73	4.50	2.78	2.69
<b>Median Time to Degree</b>	1.60	2.30	1.60	1.60



<i>Doctor of Philosophy</i>	1997-1998	1998-1999	1999-2000	1997-2000
<b>Number of Degrees</b>	11	2	7	20
<b>Mean Time to Degree</b>	6.22	6.30	5.69	6.04
<b>Median Time to Degree</b>	5.30	6.30	6.00	5.85

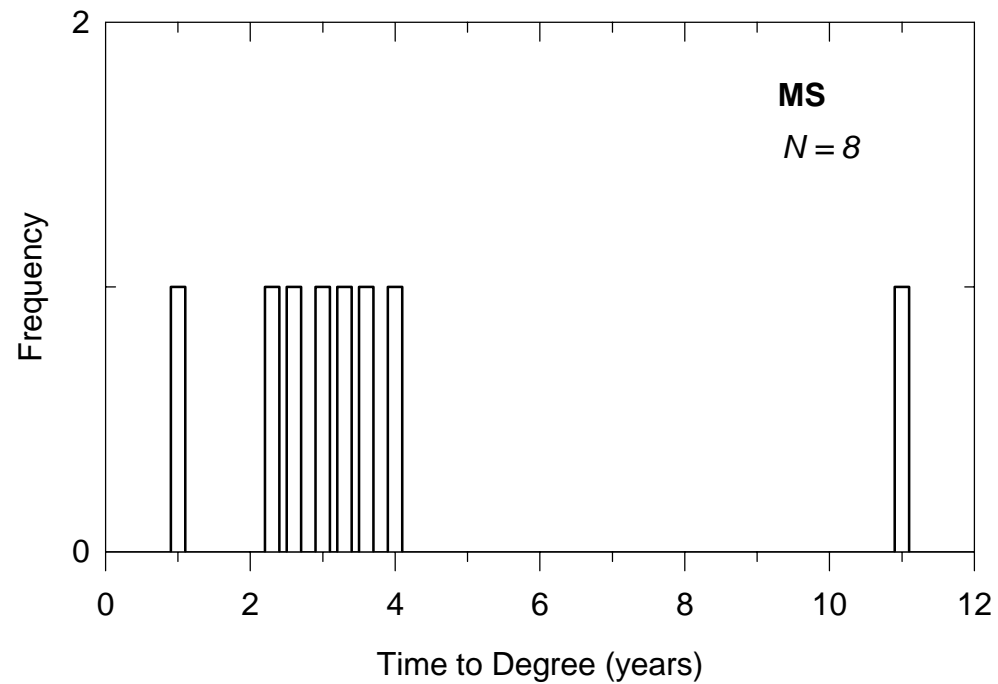


# Toxicology

## 1997-1998 to 1999-2000

**MS:**  
Thesis: 24 credits  
Non-thesis: 31 credits

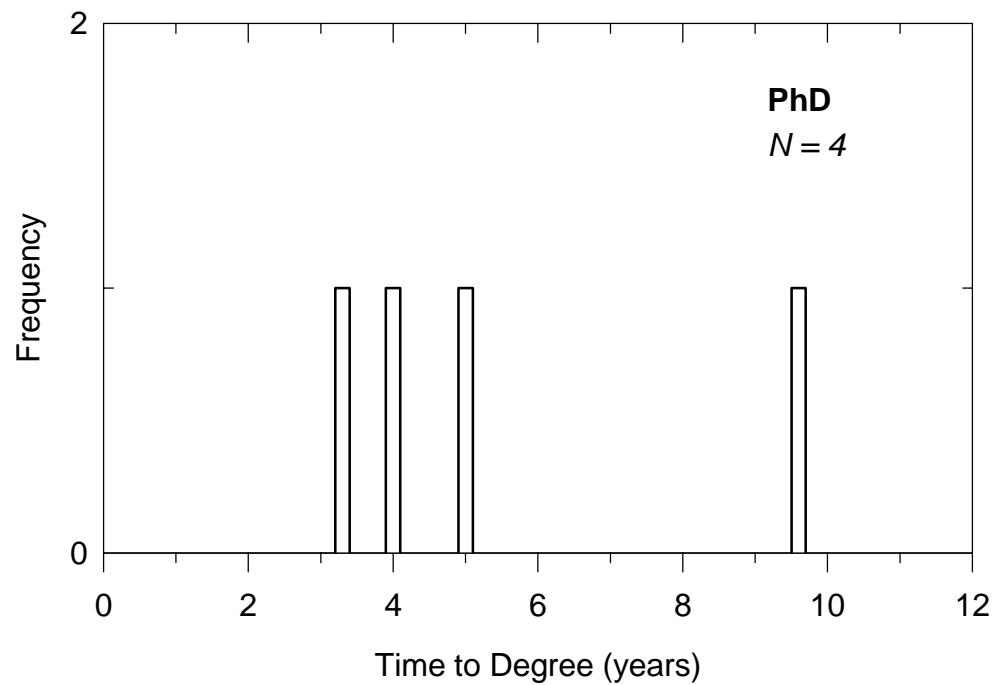
<i>Master of Science</i>	1997-1998	1998-1999	1999-2000	1997-2000
<b>Number of Degrees</b>	1	3	4	8
<b>Mean Time to Degree</b>	3.60	2.07	5.08	3.76
<b>Median Time to Degree</b>	3.60	2.60	3.50	3.00



# Veterinary Science

## 1997-1998 to 1999-2000

<i>Doctor of Philosophy</i>	1997-1998	1998-1999	1999-2000	1997-2000
<b>Number of Degrees</b>	1	1	2	4
<b>Mean Time to Degree</b>	9.60	3.30	4.50	5.48
<b>Median Time to Degree</b>	9.60	3.30	4.50	4.50

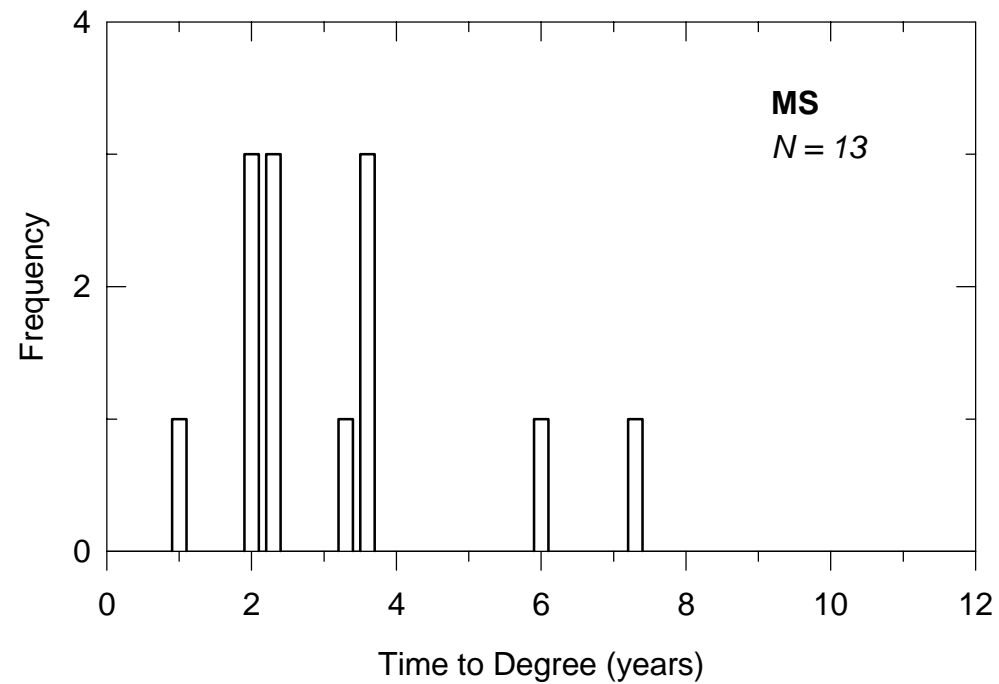


# Veterinary Science

## 1997-1998 to 1999-2000

**MS:**  
Thesis: 24 credits  
Non-thesis: N/A

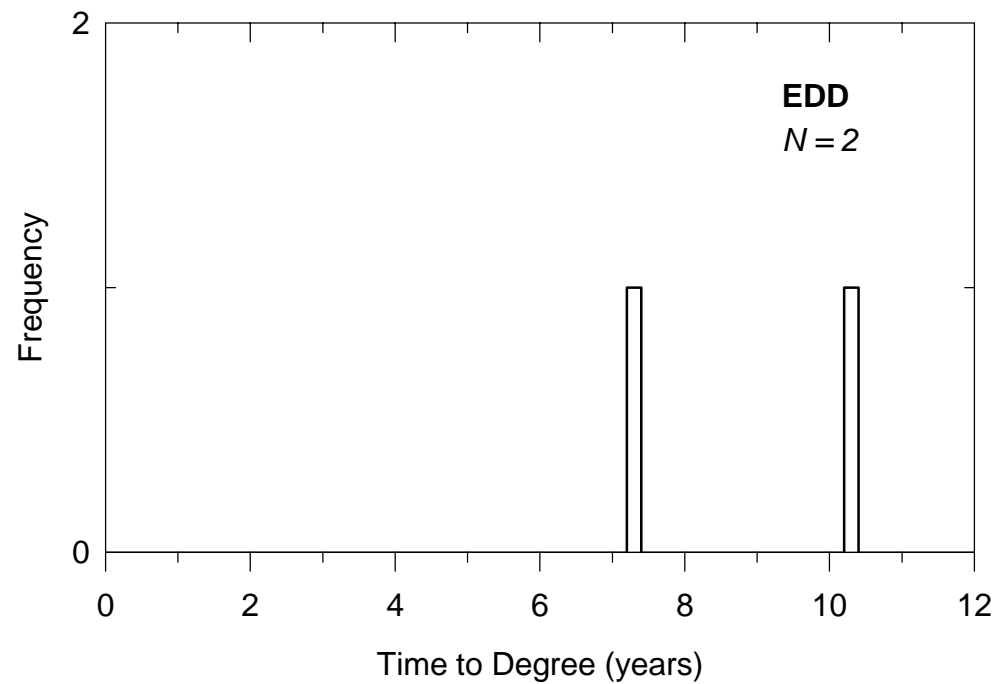
<i>Master of Science</i>	1997-1998	1998-1999	1999-2000	1997-2000
<b>Number of Degrees</b>	5	3	5	13
<b>Mean Time to Degree</b>	3.76	2.70	2.80	3.15
<b>Median Time to Degree</b>	3.60	2.30	2.00	2.30



# Vocational Education

## 1997-1998 to 1999-2000

<i>Doctor of Education</i>	1997-1998	1998-1999	1999-2000	1997-2000
Number of Degrees	1	1	0	2
Mean Time to Degree	7.30	10.30	-	8.80
Median Time to Degree	7.30	10.30	-	8.80

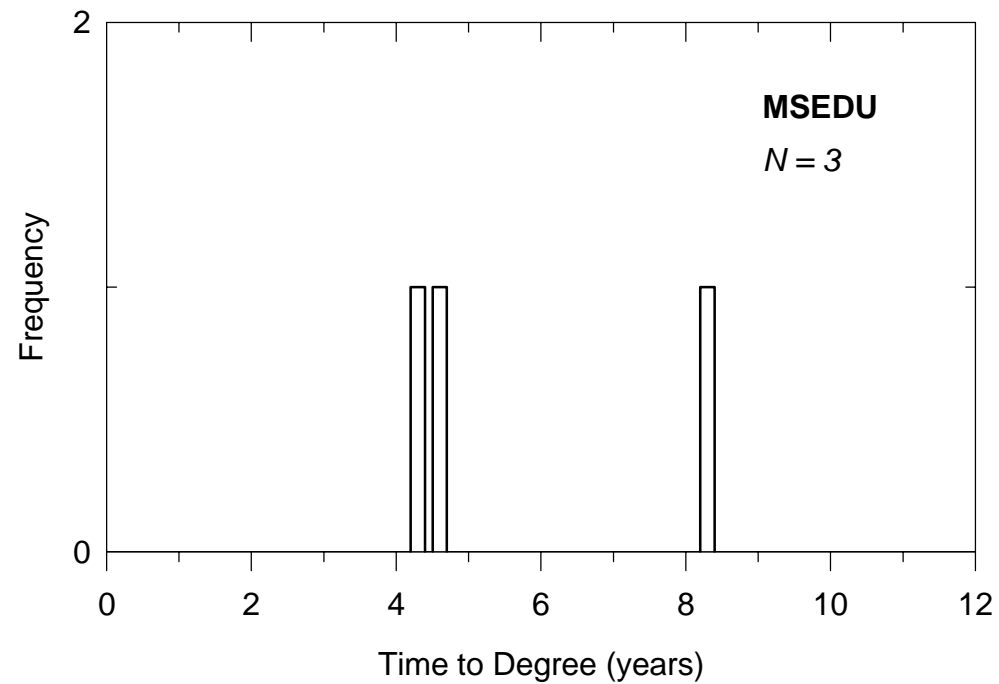


# Vocational Education

## 1997-1998 to 1999-2000

**MSEDU:**  
Thesis: 24 credits  
Non-thesis: 30 credits

<i>Master of Science in Education</i>	1997-1998	1998-1999	1999-2000	1997-2000
<b>Number of Degrees</b>	3	0	0	3
<b>Mean Time to Degree</b>	5.73	-	-	5.73
<b>Median Time to Degree</b>	4.60	-	-	4.60



# Vocational Education

## 1997-1998 to 1999-2000

**MSVE:**  
Thesis: 24 credits  
Non-thesis: 30 credits

<i>Master of Science in Vocational Education</i>	1997-1998	1998-1999	1999-2000	1997-2000
<b>Number of Degrees</b>	19	18	13	50
<b>Mean Time to Degree</b>	2.05	2.57	1.78	2.17
<b>Median Time to Degree</b>	1.60	1.95	1.30	1.60

