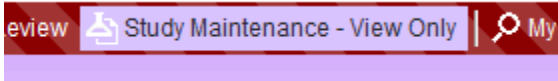


Study Statements

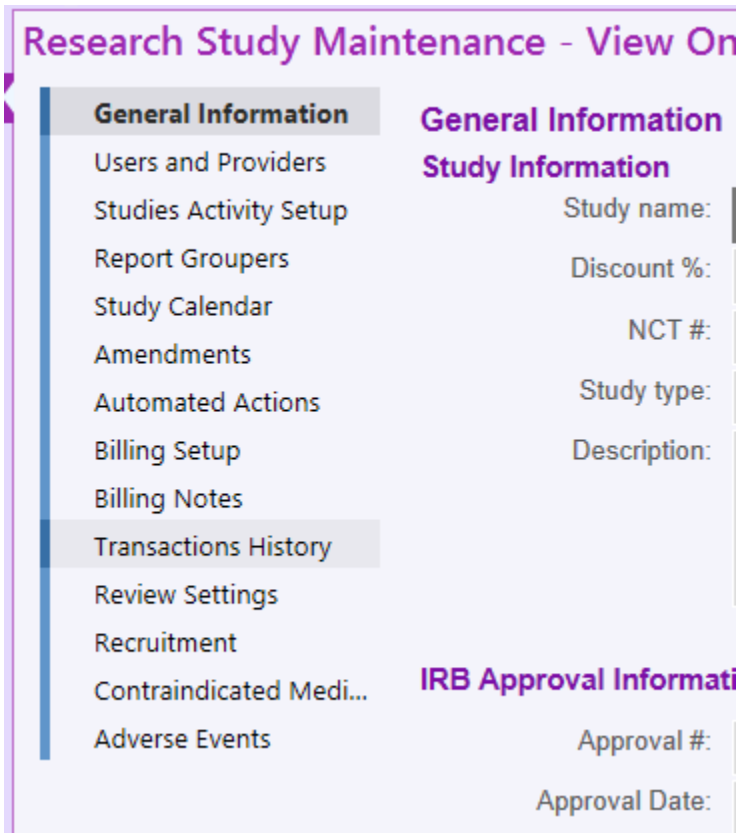
How to find Research Study statements with the research price adjustments.

Try It Out

1. Click **Study Maintenance – View Only** and select your study.



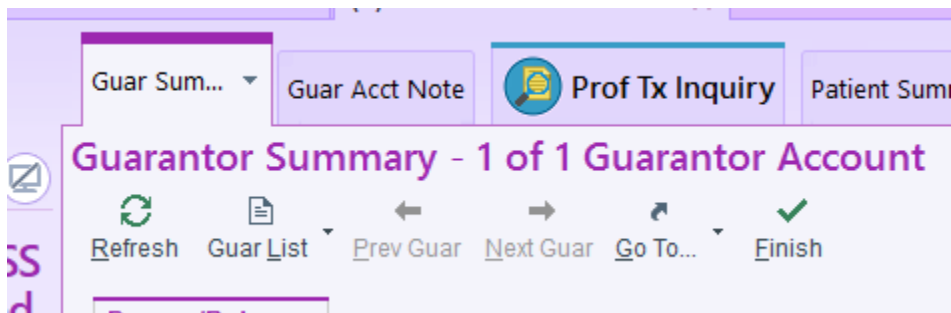
2. Select **Transactions History**



3. Click the blue **Guarantor Accounts** number in the **Financial Summary** box

Financial Summary		
Approved Amt:		0.00
Guarantor Accounts:		2635315 - UK HEALTHCARE SERVICE AREA
Totals	PB	HB
Charges	215.00	343.00
Payments	0.00	0.00
Adjs	-67.76	-253.00
Total	147.24	559.00

4. Change to the first tab, which is **Guarantor Summary**



5. Statements are available by clicking the date in **blue** that you want to review

Statements			
Guarantor does not use MyChart.			
T	Date	Sent On	Invoice
▶	08/23/21	08/30/21	
▶	07/21/21	07/22/21	

6. The statement dated 7/21 is not valid, but the one dated 8/23 replaces it and contains data from June.