

# Special Attention Cards & What They Mean



02-Apr-2021



# Why the Special Attention Cards

From time to time, the DLAR staff uses a variety of “Special Cards” to assist in making our staff and the investigators aware of certain conditions pertaining to the day-to-day observations of the animals in our care. These “flagged” cages alert us to special circumstances or situations that may require closer observations. We use these cards in order to provide the best most humane care available to our animals and in support of our investigators research efforts by closely monitoring conditions that could affect the animals and the study.

# Why the Special Attention Cards

There are a variety of reason why these cards may appear, so if you have additional questions, please do not hesitate to contact a member of the DLAR staff or our supervisors.



# Who Places Cards on Cages?

In the majority of cases, the DLAR staff will be placing the Special Cards on the cages.

However, there are some cards that the investigators will use to “FLAG” a potential problem alerting DLAR staff to a condition within the cage involving the animals

These might be:

- Date of Birth & Newly Weaned Litter Cards

- Diabetic Cards

- Seizure Cards



# Cards DLAR Staff Place on Cages

## Medical Case

Date     /     /

One or more of these animals has been reported as exhibiting symptoms out of the range considered "normal." DLAR technicians and veterinarians are monitoring the health of the animal (s). The PI may still use the animal (s) for research unless contacted by a member of the veterinary staff. Only a member of the veterinary staff should remove this card unless the animal is euthanatized.

The Medical Case card is used to identify any animal(s) within the cage with a condition that needs attention

***This card does not mean that the animals must be euthanatized***

Only removed by:  
DLAR Veterinarian  
DLAR Animal Health Technician  
When the condition is resolved



# Cards DLAR Staff Place on Cages

[illegible]

DLAR husbandry staff use this to notify Vet staff of a Medical Condition and show Animals currently on Medical Rounds

# Cards DALR Staff Place on Cages

[illegible]

Treatment started by DLAR Vet Staff only after consulting with PI to make sure treatment does not affect the research



# Cards DLAR Staff Place on Cages

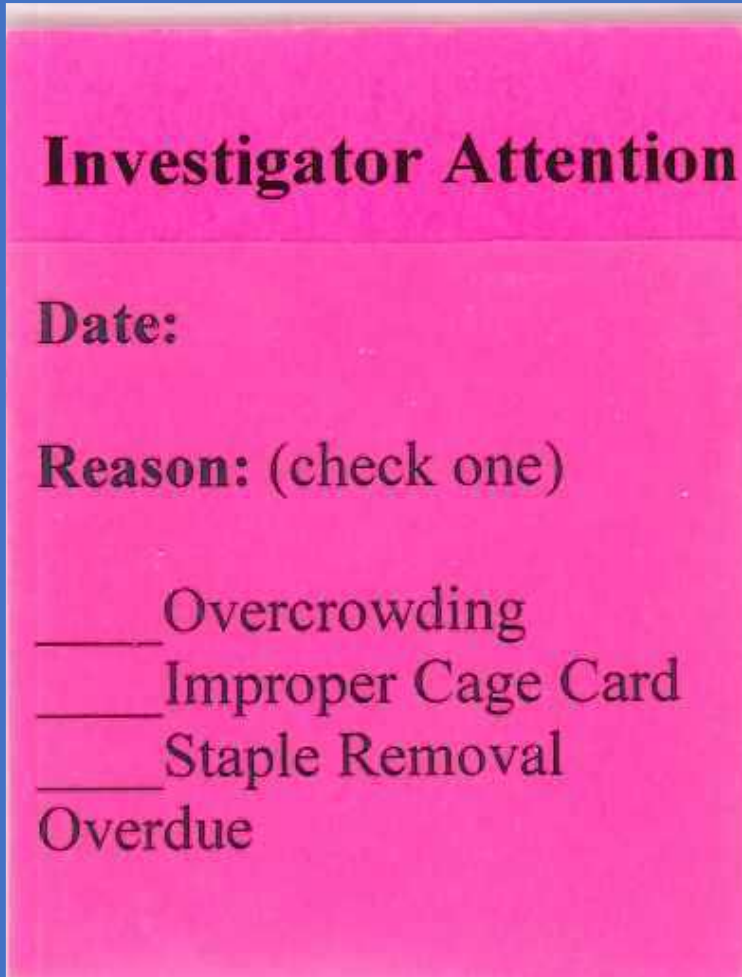
The Investigator Attention card is placed on a cage due to several conditions:

The cage may be overcrowded

Litters to be weaned, more than one litter in the cage,

Improper cage card

Staple removal may be overdue



**Investigator Attention**

**Date:** \_\_\_\_\_

**Reason:** (check one)

☐ Overcrowding

☐ Improper Cage Card

☐ Staple Removal

☐ Overdue



# Cards DLAR Staff Place on Cages

This card is displayed on the cage when the animal first arrives and is removed after the initial acclimation period has expired, generally 4-7 days depending on the species.

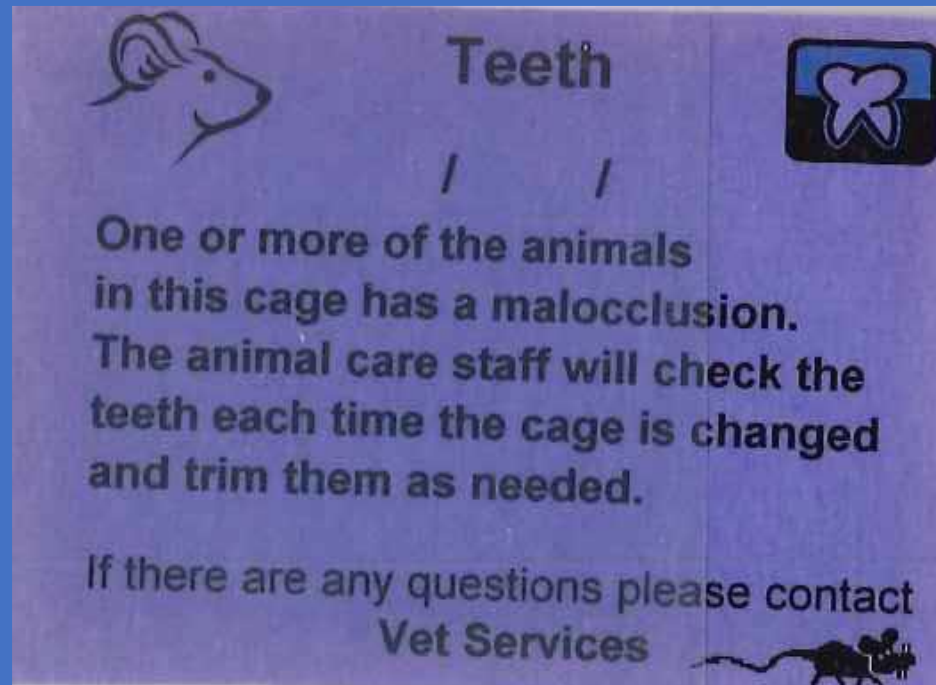
## Shipment Acclimation

Animals require a period of acclimation to properly recover from the stress of shipment. These animals may **NOT** be used **EXCEPT** for anatomy studies, tissue harvesting for cell cultures or by DLAR veterinarian approval. This notice will be removed after 3PM on Friday afternoon.



# Cards DLAR Staff Place on Cages

This card is used to alert the technicians to animals with malocclusion that need to have the growth of their teeth monitored closely and clipped when needed. There is a second card behind the cage card that indicated when the teeth were last clipped.



# Cards DLAR Staff Place on Cages

## **Room Sentinel**

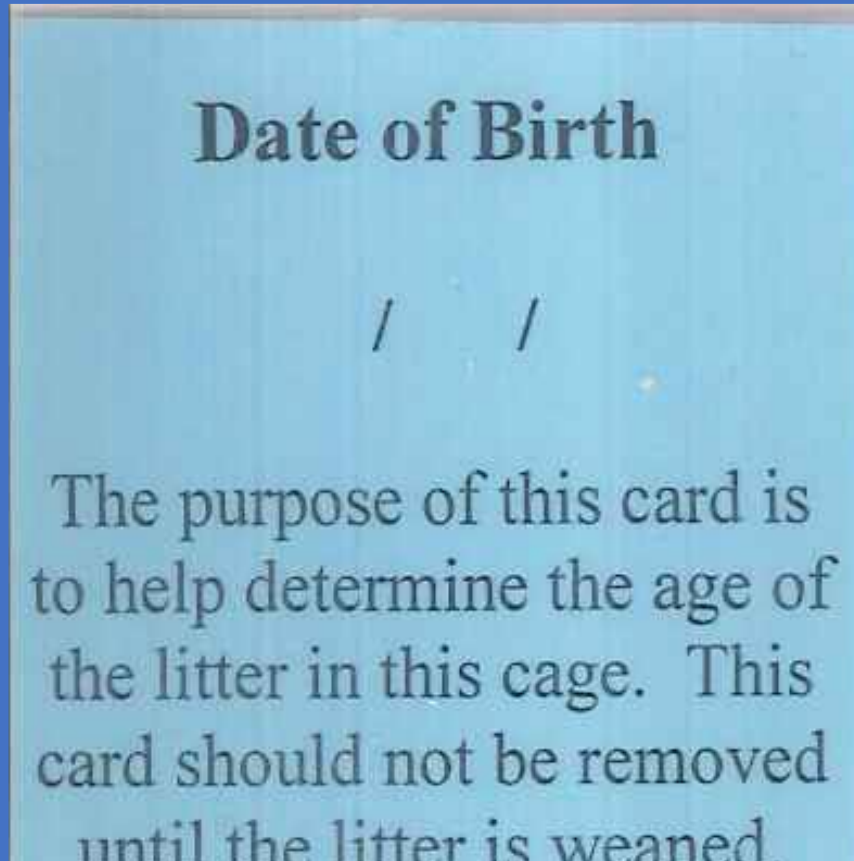
The animal in this cage is part of the Quality Assurance/ Disease Exposure Monitoring Program. They are tested periodically for contagious diseases including those of viral, bacterial, and parasitological origin. Please do not disturb! For latest Sentinel Results, contact Dr. Jeanie Kincer 3-5469

The Room Sentinel card is displayed on the cage of an animal that will serve to monitor the health of the animals in the room.

These cages are placed by DLAR in a specific location and should NOT be relocated, discarded or used by investigators.



# Cards DLAR or Investigator Staff Place on Cages



**Who ever notices the cage first**

The date of birth on the card assists the technician in knowing the litter should not be disturbed

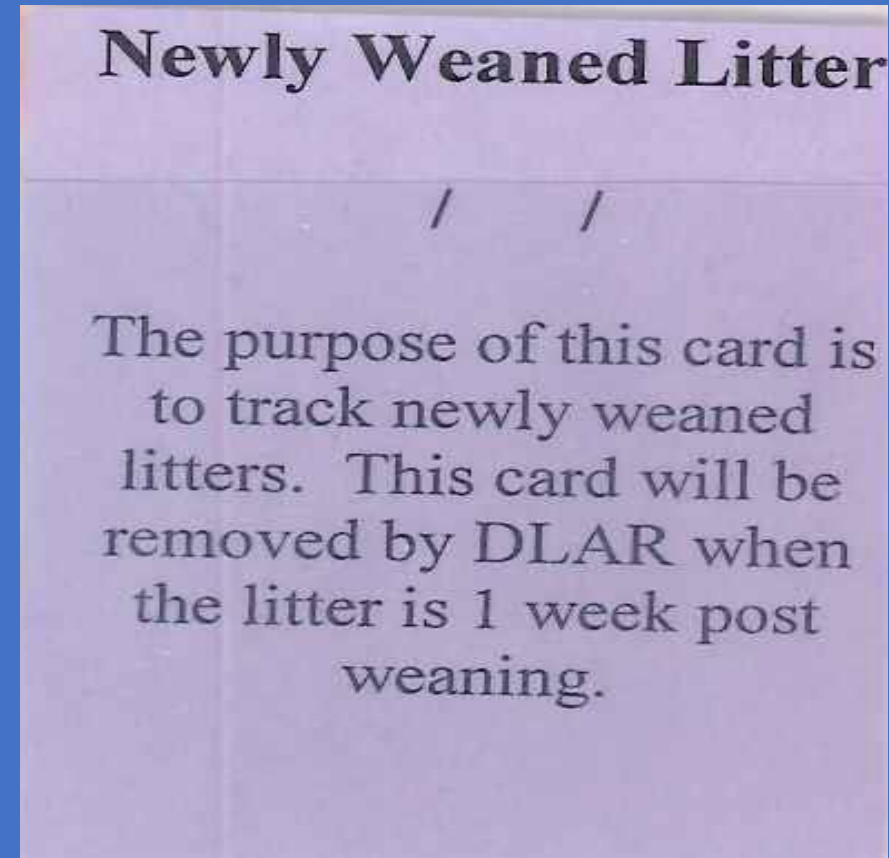
Assist with keeping track of normal development

Provides an estimated date for weaning pups

# Cards DLAR or Investigator Staff Place on Cages

**Who ever notices the cage first**

**Assist with keeping track of  
normal development**



# Cards Investigators Must Place on Cages

These cards are extremely important the health and well-being of the animals as they alert the staff to closely monitor the animals in the flagged for potential health issues relating to their recovery.



# Cards Investigators Must Place on Cages

**Research**

UK DLAR Surgery Record

Date	Time	Treatment or Drug Administered	Initials
Additional Notes			
<i>*Please report to veterinarian if uncontrolled pain or research complications suspected*</i>			

Investigator to use to notify DLAR Staff of unusual conditions with the Animal





# Cards Investigators Must Place on Cages

**Surgery**

UK DLAR Surgery Record

Date/Time	Surgical Site OK?	Alert Response?	Drugs Administered, Comments	Initials
	Y N	Y N		
	Y N	Y N		
	Y N	Y N		
	Y N	Y N		
	Y N	Y N		
	Y N	Y N		
	Y N	Y N		
	Y N	Y N		

Additional Notes: \_\_\_\_\_

\* Please report to veterinarian if uncontrolled pain or surgical complications suspected \*

UK DLAR Surgery Record

Protocol \_\_\_\_\_ Date \_\_\_\_\_

Cage Card # \_\_\_\_\_ Weight \_\_\_\_\_

Procedure \_\_\_\_\_

\_\_\_\_\_

\_\_\_\_\_

Time of Completion \_\_\_\_\_

Surgeon \_\_\_\_\_

Anesthetic \_\_\_\_\_

Time of Analgesic \_\_\_\_\_

Wound Closure Removal Date \_\_\_\_\_

Emergency Contact and Phone \_\_\_\_\_

\_\_\_\_\_

\_\_\_\_\_

UK DLAR Veterinarians

Jessie Kincaid DVM cell: 215-8751 pager: 212-3223	Jeff Sontag DVM cell: 682-6023 pager: 212-4016 home: 215-4836	Sandra Borwick DVM office: 212-6293 cell: 303-6211
---	--	--

**Surgery**

The investigator **Must** place this card directly behind the regular cage card after the animal has had surgery with all pertinent information filled in.

**Treatments and observations **Must** be recorded**

[DLAR Pink Surgery Cards](#)

Pictorial Instructions for filling out



# Cards Investigators Must Place on Cages





**Haz Agents**

**UK DLAR Hazardous Agent Awareness Card**


Cage Card # \_\_\_\_\_ DLAR Hazardous Agent Service Request # \_\_\_\_\_

Hazardous Agent Name(s) \_\_\_\_\_

Risk to Humans: Circle the pictograms that apply.

 Chemical Agent	 Biological Agent	 Radiological Agent	 Other Hazard
--	---	--	--

Circle if animals are to be handled by PI research staff only.



Hazardous Agent **Must** be in IACUC approved Protocol  
Goes with Service Request  
Restrictions for DLAR



# Cards Investigators May Place on Cages

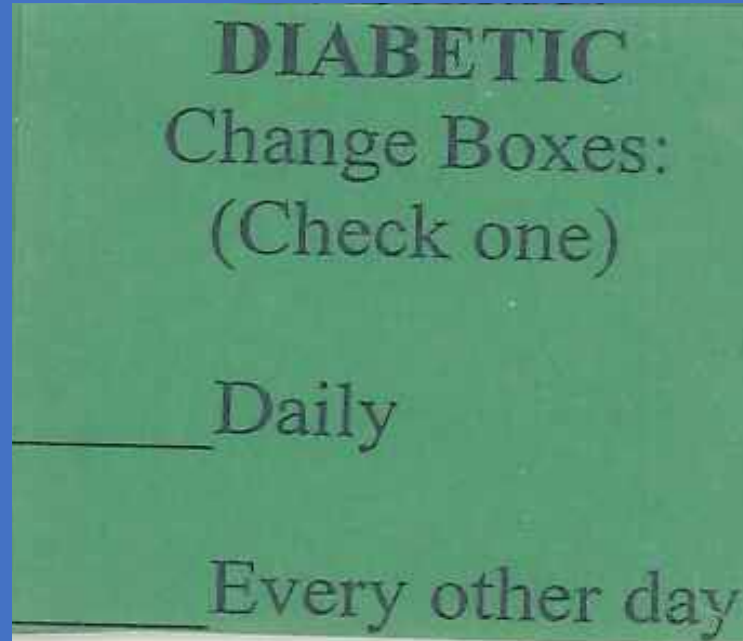
## Seizures

Please handle this cage gently. One or more of the animals within has seizures when stressed. Stress may include but is not limited to such things as loud noises or handling of the cage or animal.

This card alerts the animal care staff that one or more animals in the card may have seizures when stressed and care must be taken when handling to attempt to keep stress to a minimum.



# Cards Investigators May Place on Cages



The Diabetic Cage Card is used to identify cages that have animals in them that will consume larger than normal amounts of food and water, require additional monitoring for health issues, and will have to be changed more often

# Cards Investigators May Place on Cages

The use of the Tumor card is an indication that the animals in the cage have been injected with tumor cells and the appearance of tumors is expected. It also serves as a reminder to the staff and the animal health technician to monitor the growth of the tumors and alert the investigator when the tumor burden has reached its limits.

## Tumors

Date      /      /

**The animals in this cage are expected to have tumors due to the research being done.**

**Please report any tumor that is excessive in size, is ulcerated, is impeding movement or if the animal is lethargic or weight loss is seen or if the respiration seems abnormal.**





## For Assistance Call

For Medical Issues Contact any of the DLAR Veterinarians:

Dr. Jeanie Kincer 323-5469

Dr. Jeff Smiley 323-0289

Dr. Cheryl Haughton 257-3548

For Investigator Attention and Questions concerning  
breeding or weaning Contact DLAR Breeding Colony  
Coordinator:

Glenn Florence 257-1026

For General Questions or Obtaining Cage Cards:

DLAR Main Office 323-5885

